

# NICHOLS NDI DIVERSIFIED INDUSTRIES, LLC

## 26' Commercial Landing Craft

**Openwater Design**  
Hull Length 26' / Hull Beam 9'-6"  
Bottom Gauge 0.250" / Side Gauge 0.190"  
Deadrise Aft 15° / Deadrise Forward 45°

## Built to last a lifetime.



### Construction:

- 5086 Aluminum hull plating, frames and transverse bulkheads
  - ¼" bottom plate, 3/16" side plate, additional ¼" wear plate on keel
  - 6061 T6 alloy extrusions for all rails, stiffeners, and piping.
  - All joints welded interior and exterior for 100% penetration
  - 72" Landing door, hydraulic operation with 2 control stations
  - Full width swim platform, pipe frame construction with top plating
  - Full length ½ pipe fendering at waterline and gunnel cap
  - 10" Cast aluminum cleats, welded to hull (6)
  - Anode mounting plate on transom
  - Water tight deck hatches 15" x 24"
  - Integrated in deck lashing points
  - Anchor storage rail with lashing points
  - Port and Stbd. Dive doors, removable
  - Self bailing deck
  - Non-skid finish on all traction areas
  - Foredeck storage locker
  - 4 point pick system
  - 3" sch40 aft tow bitt
  - Transducer mounting pad
  - Antifouling bottom paint, black, 2 coats with hi-build epoxy primer, 2 coats
- Mechanical:**
- Engines: (2) Volvo-Penta D4-225 Duo-Prop diesel sterndrive

- Volvo-Penta hydraulic steering with stainless Steel destroyer spoke helm wheel
- Volvo-Penta EVC electronic shift and throttle controls, binnacle mount
- Frame mounted 200 gal. fuel tank with deck fill, vent line and sending unit
- Bulkhead mounted Racor turbine series duel fuel/water separating filters with gauge and selector valve
- Hydraulic PTO, Centa Flex coupling with load sensing hydraulic pump, 40 liter hydraulic oil reservoir with vented fill cap and external sight glass, return line filter and suction strainer
- Side Power SP100HYD Hydraulic bow thruster, 10Hp, 2 station electronic controls
- Safe-T-Puller 12VDC 300# hauler on 3" sch40 pipe frame davit, port and stbd operating stations with swivel base
- Forward helm station with engine controls, trim/tilt switch, thruster and bow ramp controls, EVC control panel with key switch
- Jabsco raw water wash-down system

### Electrical:

- Volvo-Penta EVC engine gauges
- Group 31 engine cranking batteries
- Group 31 deep cycle house batteries
- Blue Seas eBattery DC management panel

- DC Breaker panel with ammeter and voltmeter
- 30 amp 120 volt AC shore power, 40 amp DC 3 stage battery charger
- USCG 2nm LED navigation and anchor lights
- (4) 2000 gph automatic bilge pumps with dash mounted manual switches
- Pantograph windshield wipers (2), dual speed, self parking,
- Roof mounted dual trumpet horn with dash switch
- Perko 7" 250,000 CP remote controlled spotlight
- Lenco 12" x 12" electric trim tabs
- (5) 500w halogen deck floodlights 2 fwd facing, 1 ea port & stbd, 1 aft
- (3) Perko red/white overhead interior lights
- 110VAC 1500 watt engine block heaters

NICHOLS  
NDI DIVERSIFIED  
INDUSTRIES, LLC

*Your Success Demands the Best*

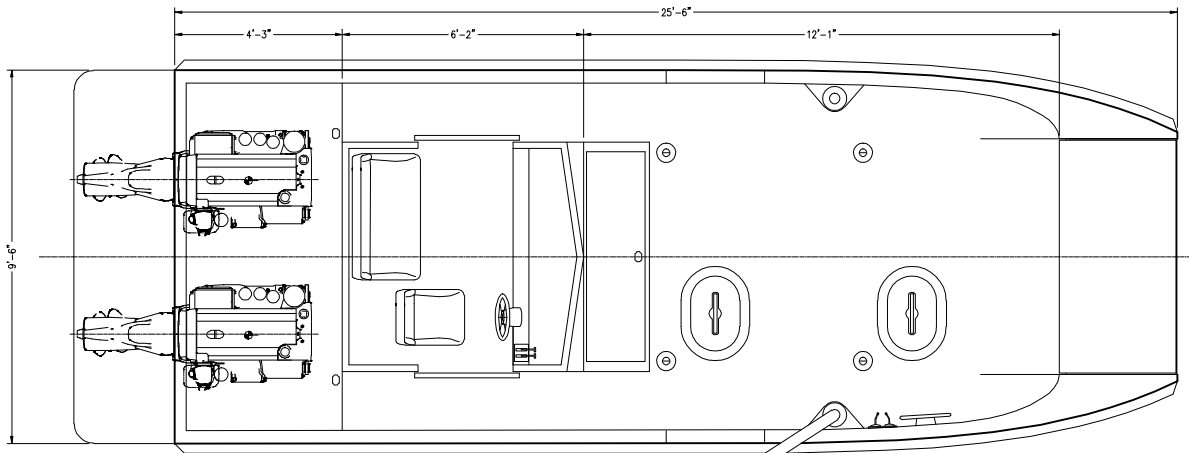
**Excellence in Aluminum Catamaran and Monohull Construction for Recreational and Commercial Use**

JustinN@Whidbey.com  
NDIBoats.com  
(360) 331-7230

PO Box 852  
Langley, WA 98260

Please visit our website ([NDIBoats.com](http://NDIBoats.com)) for a complete listing of all of our boat models from 18' to 50'.

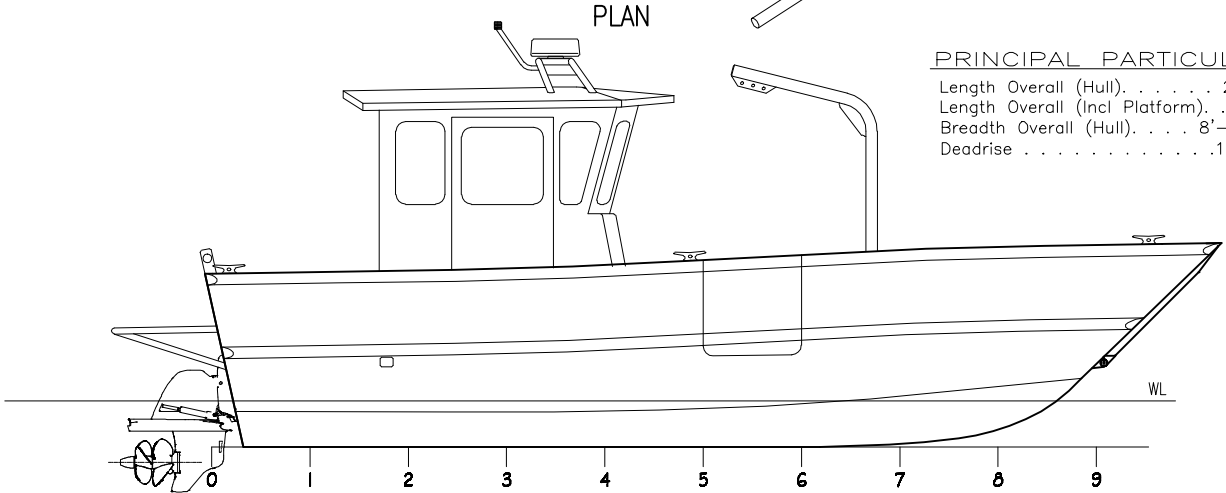
# 26' COMM / REC LANDING CRAFT



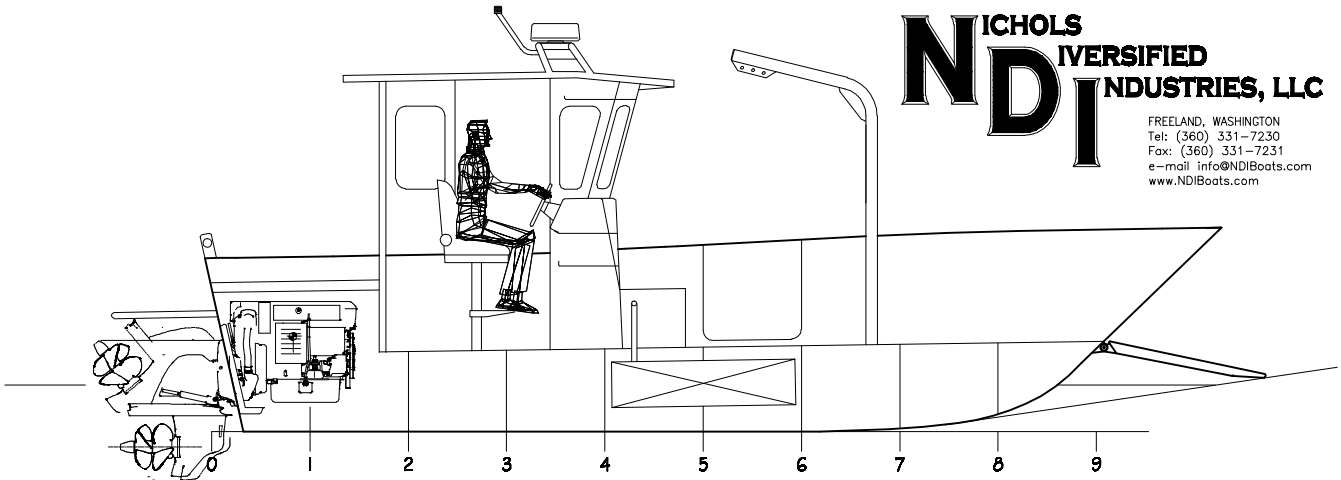
PLAN

### PRINCIPAL PARTICULARS

Length Overall (Hull) . . . . . 26'-0"  
 Length Overall (Incl Platform) . . 29'-0"  
 Breadth Overall (Hull) . . . . . 8'-6" to 12'  
 Deadrise . . . . . 12'-18"



OUTBD PROFILE



INBD PROFILE

**NICHOLS  
 DIVERSIFIED  
 NDI INDUSTRIES, LLC**

FREELAND, WASHINGTON  
 Tel: (360) 331-7230  
 Fax: (360) 331-7231  
 e-mail info@NDIBoats.com  
 www.NDIBoats.com

ALL PROFILE AND ARRANGEMENT DRAWINGS ARE MODIFIABLE TO SUIT THE NEEDS OR PREFERENCES OF OUR CUSTOMERS. PLEASE ALLOW US TO ACCOMMODATE YOU WITH YOUR PREFERRED CHANGES.

**ALL VESSELS AVAILABLE  
 FROM 20' TO 50'**